


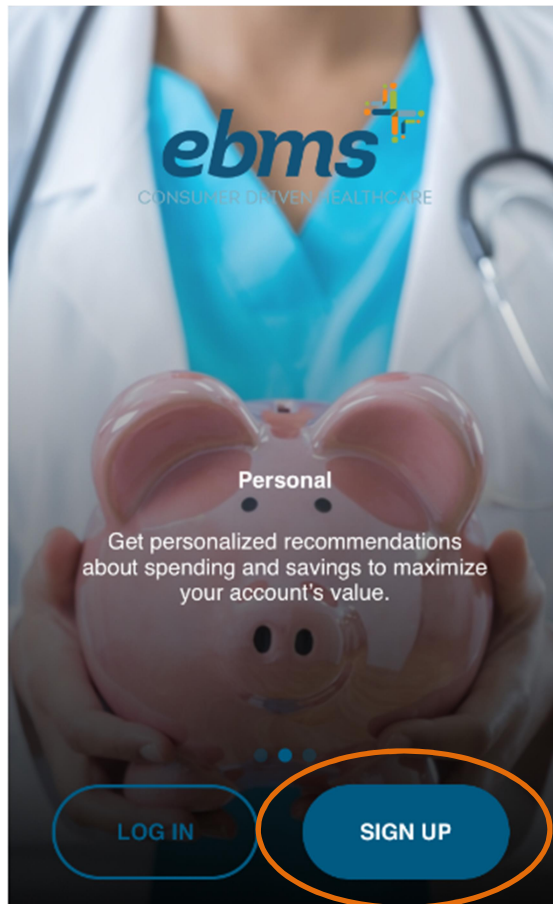


## How to set up the EBMS CDH Mobile App

Please search for the EBMS CDH mobile app in the iTunes or Google Play store and install the mobile app.



Once you have downloaded the EBMS CDH mobile app you will then click on the Sign Up button.



You will need to have your Employee and Employer ID numbers to set up the free mobile app, please see the hints below for more information. In the event that you do not have these numbers; please call the customer service department at 866-857-8182 as we will be able to provide them.

You will be taken to the Welcome page where you will enter in your demographics.

**Hi! Welcome to your benefits account!**  
Hi! The first thing we need to do is get you setup with a username and password. If you have a debit card, this is really easy. Don't worry, if you don't have a debit card you can still register. Let's get going!

First Name  
Type your First Name here

Last Name  
Type your Last Name here

Zip Code  
Type your Zip Code here

If you were issued a debit card, check this box. You'll be asked to provide your card number to identify you. If you don't have a card, leave this box unchecked and we'll look you up another way.

**CONTINUE**

**Let us get to know you better!**  
By entering you Employer ID and Employee ID we'll be able to identify you securely.

Employer ID  
Type your Employer ID here

Employee ID  
Type your Employee ID here

**CONTINUE**

**Great to meet you,** [Redacted]

Enter a User ID and a password to get started.

E-mail  
Type your E-mail here

Choose User ID  
Type your User ID here

Choose Password  
Type your Password here

Confirm Password  
Type your Password again here

**CONTINUE**

### Hints:

- You are not required to have a flex debit card to sign up for the EBMS CDH mobile app
- Employer ID numbers will start with EBX and will be 8 digits long
  - Example: Your Group number 00717 will then be EBX00717
- Employee ID numbers will include the dashes for example 999-99-9999
- If the User ID is taken try to add a number at the end
  - The username and password will be different from when you login to your MiBenefits account at [www.ebms.com](http://www.ebms.com).

You will pick out your security questions with answers and review your account information.

**Secure your account!**  
Select 4 security questions.

What was your boss's first name at your first job?

(Type answer)

What is the first name of your eldest nephew/niece?

(Type answer)

What is the name of the hospital your oldest child was born in?

(Type answer)

In which city was your grandmother born (father's mother)?

(Type answer)

**CONTINUE**

**Your Account is Confirmed!**  
Review your information for accuracy and hit **Submit**.  
Click the back arrow to make corrections.

E-mail  
[Redacted]

User ID  
TestApp2075

What was your boss's first name at your first job?  
Larson

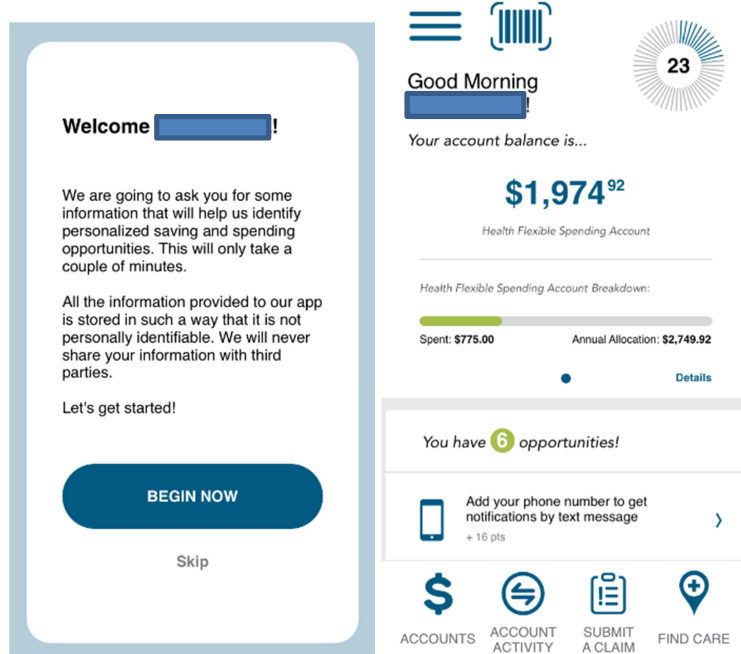
With which company did you hold your first job?  
EBMS

What is your grandfather's profession?  
Insurance

In what city did you honeymoon?  
Billings

**SUBMIT**

If everything is correct you would then click on the submit setup info button and get the following confirmation. There will then be a tutorial on how to use the basics on the App.



### What you can expect from the CDH Mobile App.

- See your available balance in real time
- Submit claims and requested documentation
- View your plan year dates and deadlines
- Access your communication alerts under Messages
- Check on the status of the your debit card if one is offered by your employer
- Look up the Eligible Expense List for covered services